

Au Claire de la lune

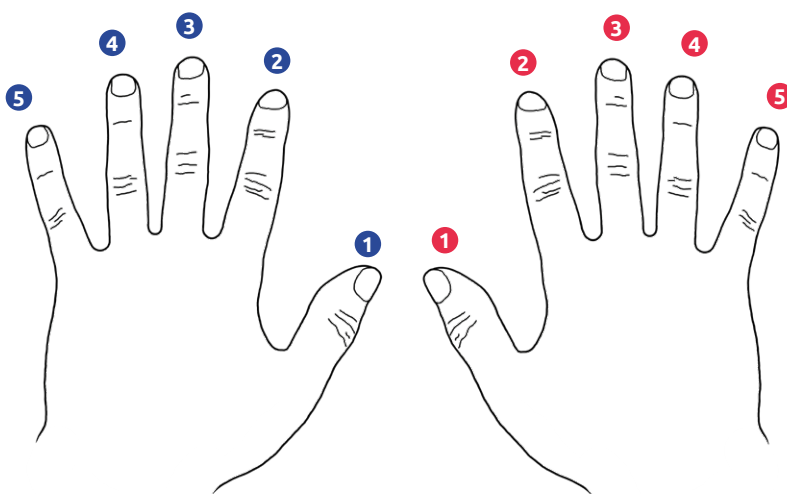
Noten

rechte Hand

Fingersatz

linke Hand

rechte Hand



Aura Lee

Noten

linke Hand

linke Hand

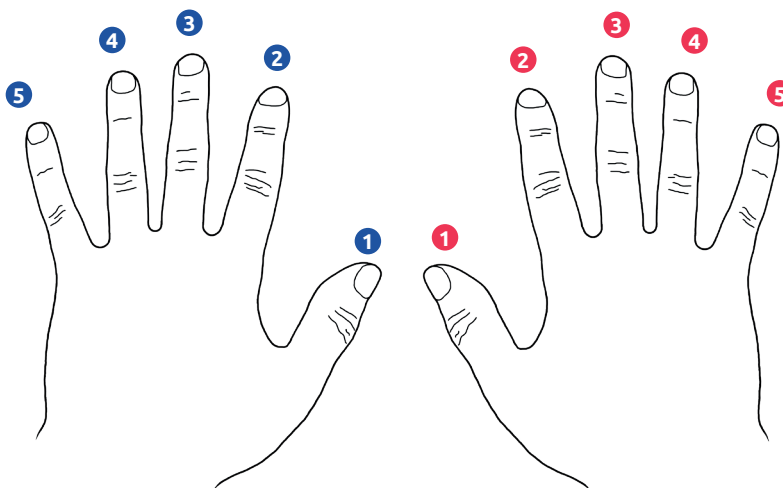
Fingersatz

linke Hand

rechte Hand

5 4 3 2 1

linke Hand



Hänschen Klein

Noten

5 3 3 4 2 2 1 2 3 4 5 5 5

rechte Hand

The first staff shows the first four measures of the right-hand part. It is in 4/4 time. The notes are: G4 (5), F4 (3), E4 (3), G4 (4), F4 (2), E4 (2), G4 (1), F4 (2), E4 (3), D4 (4), G4 (5), F4 (5), E4 (5). Each note is marked with its corresponding finger number in a red circle.

5 3 3 4 2 2 1 3 5 5 1

rechte Hand

The second staff shows the next four measures. The notes are: G4 (5), F4 (3), E4 (3), G4 (4), F4 (2), E4 (2), G4 (1), A4 (3), B4 (5), A4 (5), G4 (1). Each note is marked with its corresponding finger number in a red circle.

2 2 2 2 2 3 4 3 3 3 3 3 4 5

rechte Hand

The third staff shows the next four measures. The notes are: D4 (2), C4 (2), B3 (2), A3 (2), G3 (2), F3 (3), E3 (4), D3 (3), C3 (3), B2 (3), A2 (3), G2 (3), F2 (4), E2 (5). Each note is marked with its corresponding finger number in a red circle.

5 3 3 4 2 2 1 3 5 5 1

rechte Hand

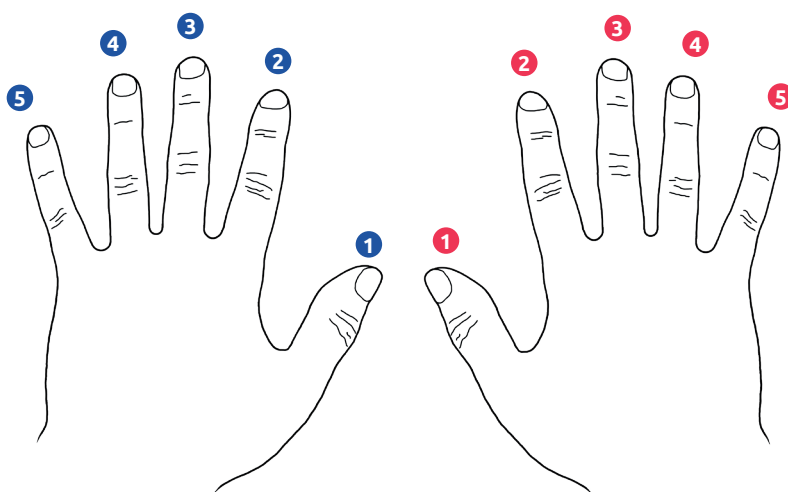
The fourth staff shows the final four measures. The notes are: G4 (5), F4 (3), E4 (3), G4 (4), F4 (2), E4 (2), G4 (1), A4 (3), B4 (5), A4 (5), G4 (1). Each note is marked with its corresponding finger number in a red circle.

Hänschen Klein

Fingersatz

Diagram of a piano keyboard showing fingerings for the left and right hands. The left hand covers notes C# to B, and the right hand covers notes C# to C#. A red bar below the keyboard indicates finger numbers 1 to 5 for the right hand.

Hand	Note	Fingering
linke Hand	C#	1
	D	2
	D#	3
	E	4
	F#	5
	G	1
	G#	2
rechte Hand	A	3
	A#	4
	B	5
	C#	1
	D	2
	D#	3
	E	4
rechte Hand	F#	5
	G	1
	G#	2
	A	3
	A#	4
	B	5
	C#	1



Ode an die Freude

Noten

rechte Hand

rechte Hand

rechte Hand

linke Hand

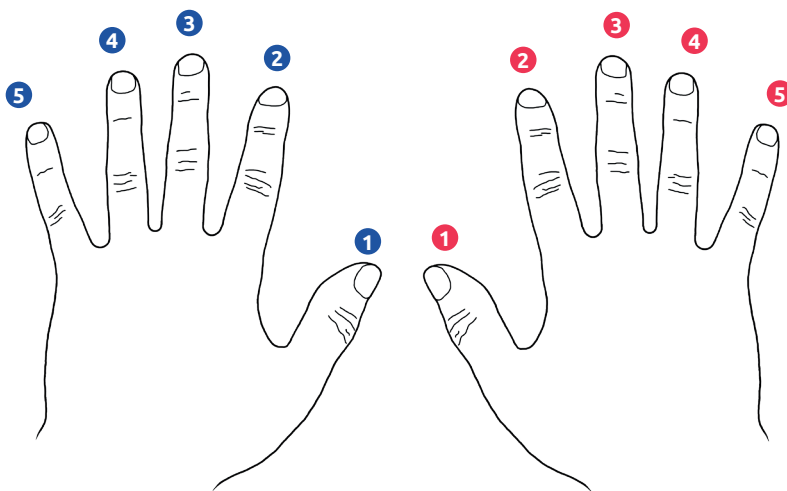
rechte Hand

Ode an die Freude

Fingersatz

Diagram of a piano keyboard showing fingerings for the left and right hands. The left hand covers keys C# to B, and the right hand covers C# to C#. Fingerings are indicated by numbers 1-5 in colored boxes below the keys.

Key	Fingering
C#	1
D♭	1
D#	2
E♭	3
F#	4
G♭	5
G#	1
A♭	2
A#	3
B	4
C#	5
D♭	1
D#	2
E♭	3
F#	4
G♭	5
G#	1
A♭	2
A#	3
B	4
C#	5



Jingle Bells

Noten

First system of musical notation for 'Jingle Bells'. The right hand (red notes) plays a melody in 4/4 time: quarter notes G4, A4, B4, A4, G4, F4, E4, D4, C4, B3, A3, G3. The left hand (blue notes) plays a bass line: quarter notes C3, E3, G3, C4, E4, G4, C5, E5, G5, C6, E6, G6. Fingerings are indicated by numbers 1-5 in red for the right hand and blue for the left hand.

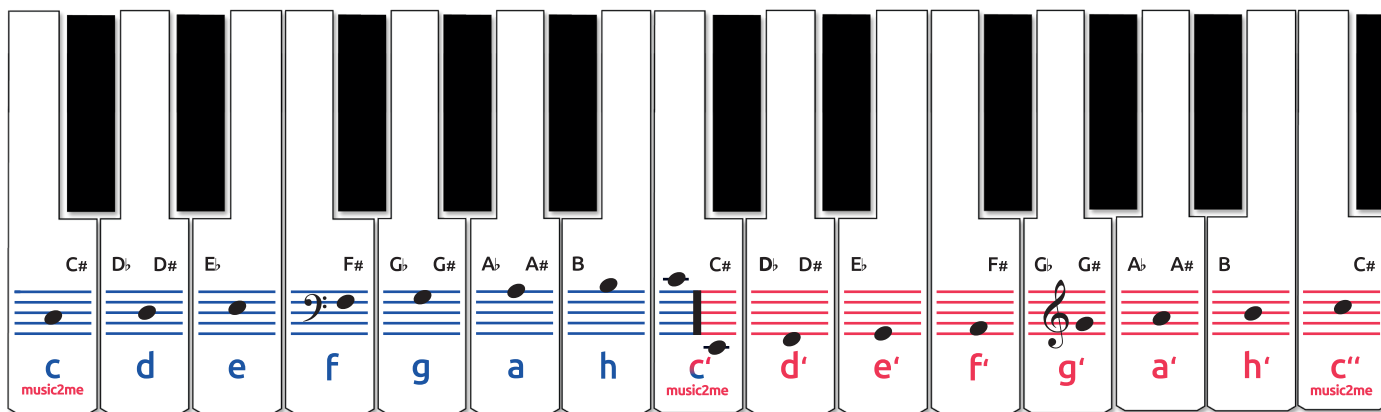
Second system of musical notation. The right hand (red notes) plays: quarter notes F4, E4, D4, C4, B3, A3, G3, F3, E3, D3, C3, B2, A2, G2. The left hand (blue notes) plays: quarter notes C3, E3, G3, C4, E4, G4, C5, E5, G5, C6, E6, G6. Fingerings are indicated by numbers 1-5 in red for the right hand and blue for the left hand.

Third system of musical notation. The right hand (red notes) plays: quarter notes G3, F3, E3, D3, C3, B2, A2, G2, F2, E2, D2, C2, B1, A1, G1. The left hand (blue notes) plays: quarter notes C3, E3, G3, C4, E4, G4, C5, E5, G5, C6, E6, G6. Fingerings are indicated by numbers 1-5 in red for the right hand and blue for the left hand.

Fourth system of musical notation. The right hand (red notes) plays: quarter notes G1, F1, E1, D1, C1, B0, A0, G0, F0, E0, D0, C0, B-1, A-1, G-1. The left hand (blue notes) plays: quarter notes C3, E3, G3, C4, E4, G4, C5, E5, G5, C6, E6, G6. Fingerings are indicated by numbers 1-5 in red for the right hand and blue for the left hand.

Jingle Bells

Fingersatz

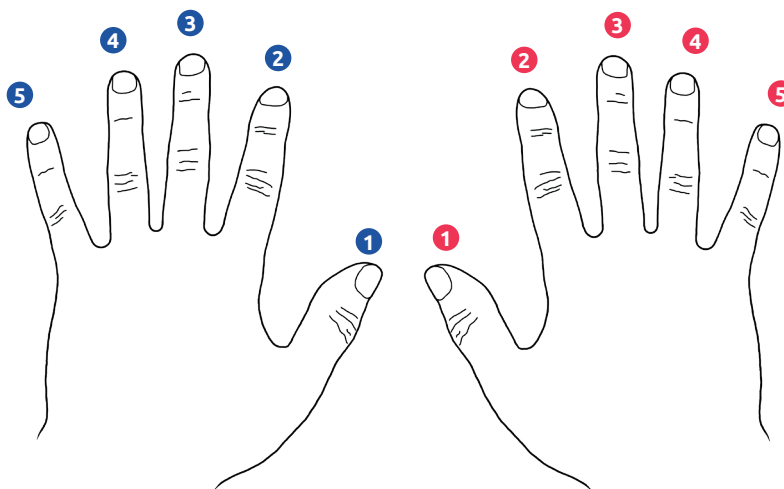


5 4 3 2 1

linke Hand

1 2 3 4 5

rechte Hand



Bruder Jakob

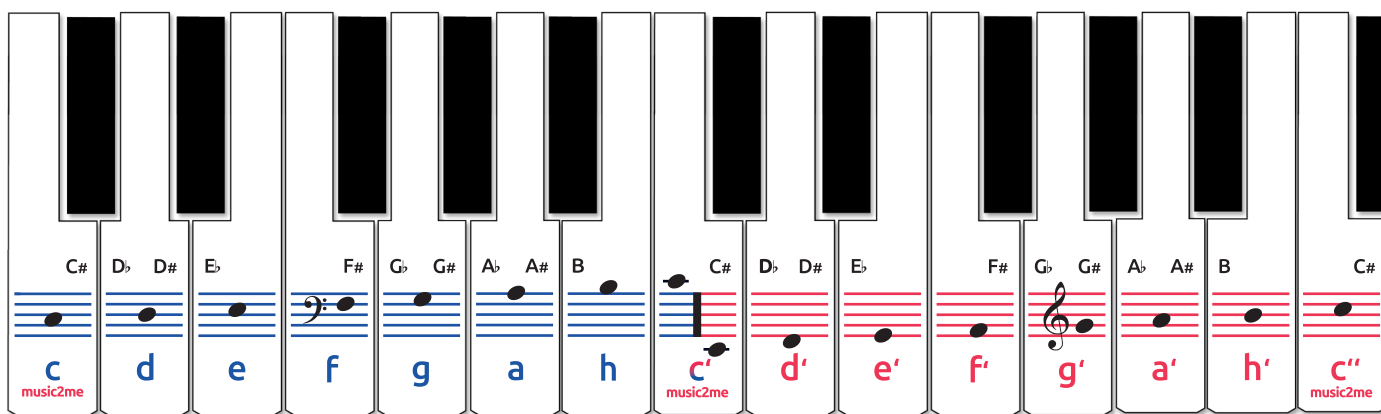
Noten

The first system of musical notation for 'Bruder Jakob' is in 4/4 time. It consists of two staves: a treble clef staff for the right hand and a bass clef staff for the left hand. The right hand part features a sequence of quarter notes: G4, A4, B4, G4, A4, B4, C5, B4, A4, G4, F4, E4, D4, C4. Above each note is a red circle containing a finger number: 1, 2, 3, 1, 1, 2, 3, 1, 3, 4, 5, 3, 4, 5. The left hand part consists of a series of chords: G2-B2-D3, G2-B2-D3, G2-B2-D3, G2-B2-D3. Each chord is indicated by three blue circles with finger numbers 1, 3, and 5.

The second system of musical notation continues the piece. The right hand part features a sequence of quarter notes: C4, B3, A3, G3, F3, E3, D3, C3, B2, A2, G2, F2, E2, D2. Above each note is a red circle containing a finger number: 5, 4, 3, 1, 5, 4, 3, 1, 1, 1, 1, 1, 1. The left hand part consists of a series of chords: G2-B2-D3, G2-B2-D3, G2-B2-D3, G2-B2-D3. Each chord is indicated by three blue circles with finger numbers 1, 3, and 5. The final measure of the system shows a blue circle with the number 1 above a note on the bass staff, indicating a finger change.

Bruder Jakob

Fingersatz



5 4 3 2 1

linke Hand

1 2 3 4 5

rechte Hand

